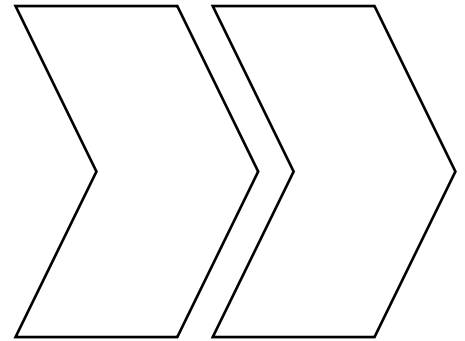

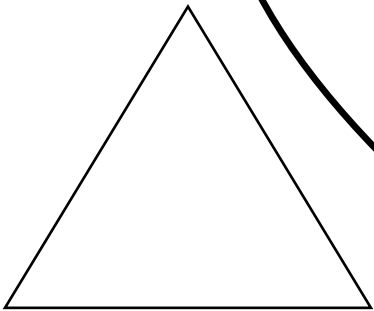



Valentine Applique Templates



This quick Valentine Applique printable
Choose your own combination and project!


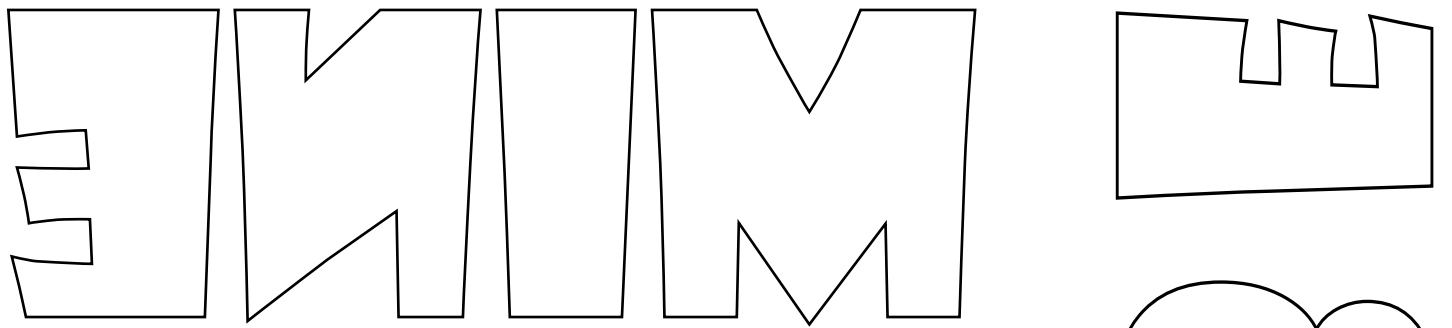

Find free tutorials on how to applique at
www.patchworkposse.com

LOVE

BE MINE

BURKISS

XOXO



Quick Applique Instructions

- 1) Print off the applique templates
- 2) Trace on the fusible web
- 3) Use the instructions on the product you are using– Iron onto wrong side of fabric
- 4) Cut out
- 5) Play with placement and iron in place to secure
- 6) Stitch -you can go with raw edge applique, satin stitch, button hole by hand...or whatever you'd like!

Need some help with ideas on where to put these applique?

How about a banner? table runner? small quilt? on a t-shirt, onesie, kitchen towel...the list can go on and on!

This quick Valentine Applique printable
Choose your own combination and project!

Find free tutorials on how to applique at
www.patchworkposse.com