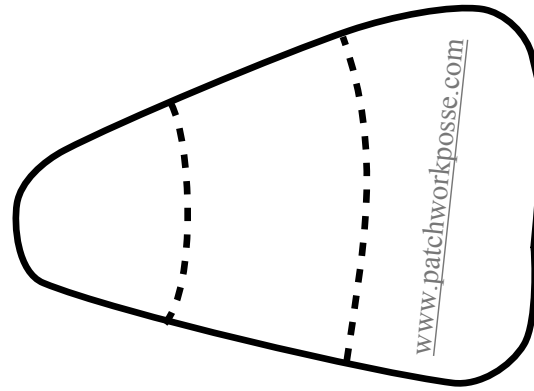

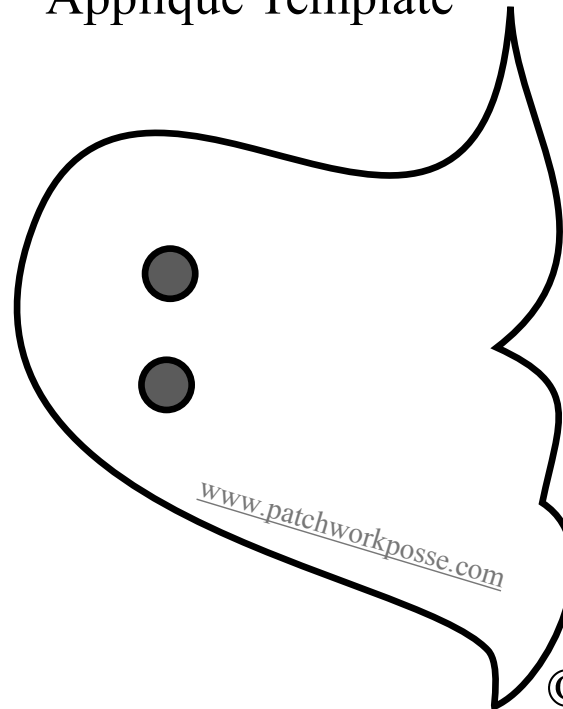


Find free tutorials on how different methods of sewing applique at: [www.patchworkposse.com](http://www.patchworkposse.com)



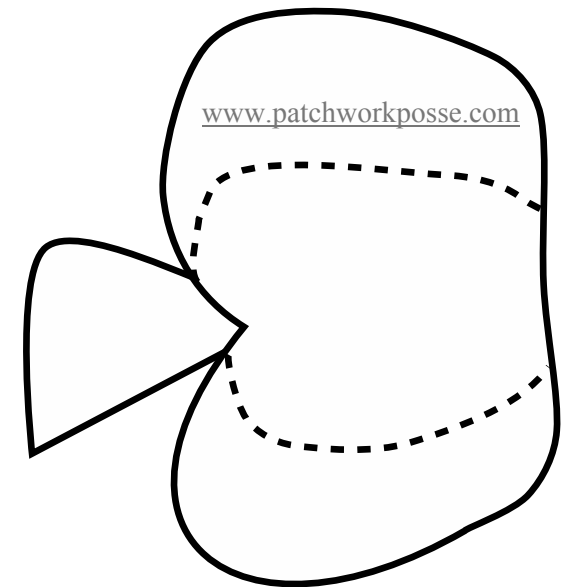
# HALLOWEEN

## Applique Template




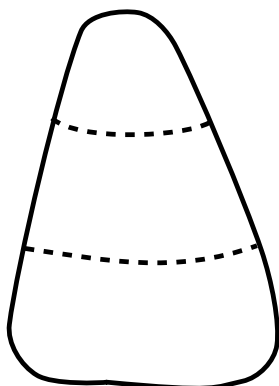

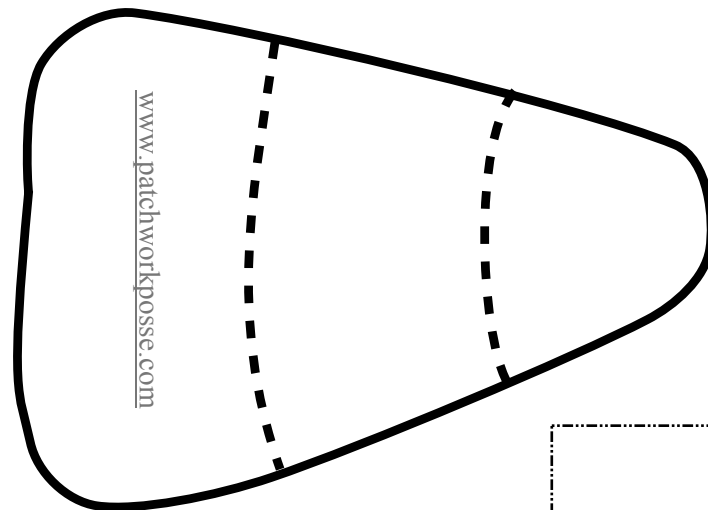

### Printing & Cutting Instructions:



1. Print on Card stock weight paper
  2. Pin on fabric and cut out.
- \* follow fusible web instructions if using for applique
3. Sew on bags, shirts, quilts ect. Using raw edge applique or zigzag stitch along the raw edge
  4. Dashed line is additional stitching if desired



# HALLOWEEN

## Applique Template







[www.patchworkposse.com](http://www.patchworkposse.com)

HALLOWEEN

Applique Template



[www.patchworkposse.com](http://www.patchworkposse.com)



Find free tutorials on how different  
methods of sewing applique at:  
[www.patchworkposse.com](http://www.patchworkposse.com)

